



AAVID
THERMALLOY

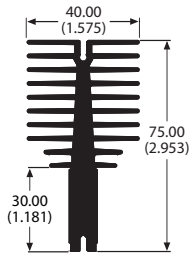
THE MAX CLIP SYSTEM™

For Power Semiconductor Mounting

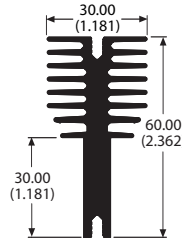
RoHS
Compliant

Max Clip Stock Available in North America

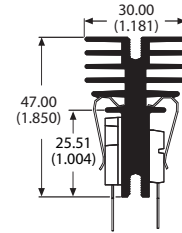
Aavid Thermalloy maintains inventory of the following Max Clip System™ components in North America. Contact your local sales representative for immediate delivery.



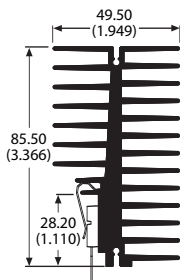
78070 kg/m: 2.57 • $\theta_n = 1.55$ °C/W • $\theta_f = 0.41$ °C/W



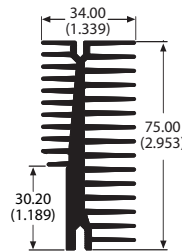
78220 kg/m: 1.66 • $\theta_n = 2.49$ °C/W • $\theta_f = 0.74$ °C/W



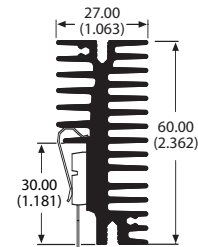
78020 kg/m: 1.23 • $\theta_n = 3.02$ °C/W • $\theta_f = 0.84$ °C/W



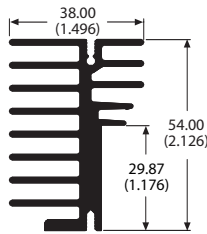
78350 kg/m: 3.45 • $\theta_n = 0.93$ °C/W • $\theta_f = 0.29$ °C/W



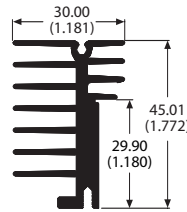
78010 kg/m: 2.48 • $\theta_n = 1.45$ °C/W • $\theta_f = 0.39$ °C/W



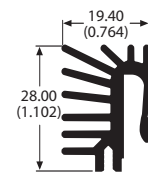
78245 kg/m: 1.66 • $\theta_n = 2.29$ °C/W • $\theta_f = 0.56$ °C/W



78075 kg/m: 1.64 • $\theta_n = 1.71$ °C/W • $\theta_f = 0.57$ °C/W



78060 kg/m: 1.18 • $\theta_n = 2.33$ °C/W • $\theta_f = 0.76$ °C/W



78065 kg/m: 0.49 • $\theta_n = 2.15$ °C/W • $\theta_f = 0.73$ °C/W

Figure 1

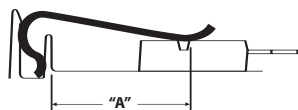


Figure 2



PART NUMBER	Force N(LBF)*	"A"	Figure
MAX01	22 (4.9)	14.70 (0.58)	1
MAX01-H	80 (18.0)	14.70 (0.58)	1
MAX02	35 (7.9)	14.70 (0.58)	1
MAX03	45 (10.1)	14.70 (0.58)	1
MAX03-H	80 (18.0)	14.70 (0.58)	1
MAX07	50 (11.6)	22.00 (0.87)	2
MAX08	75 (16.9)	23.50 (0.93)	2
MAX09	45 (10.1)	10.10 (0.40)	1
MAX10	40 (9.0)	19.70 (0.78)	1

*Thermal resistance with forced convection is based on an air speed of 2.0m/s. Both natural and forced convection thermal resistance values were calculated using a cut length of 150mm.