

JZC-32F



18.8×10.6×15.3

CCC 03001003511
 R50126380 cUL US E160644

Features

- 5A、10A switching capabilities.
- SPSTNO and SPDT(B-M) configurations.
- Subminiature, standard PC layout.
- Sealed & Unsealed types available.

Ordering Information

JZC-32F C S 10 DC12V 0.2
 1 2 3 4 5 6

1 Part number: JZC-32F
 2 Contact arrangement: A:1A; C:1C
 3 Enclosure: S:Sealed type; Z:Dust cover
 4 Contact current: 5A,10A
 5 Coil rated voltage (V): DC:3,5,6,9,12,18,24
 6 Coil power consumption: 0.2:0.2W; 0.45:0.45W

Contact Data

Contact Arrangement	1A (SPSTNO) 1C (SPDT (B-M))	
Contact Material	Silver Alloy	
Contact Rating (resistive)	5A/240VAC,250VAC,28VDC;6A/120VAC;10A/125VAC;4.2A/277VAC Motor load:1/4HP 277VAC Lamp load:TV-5	
Max. Switching Power	150W	1250VA
Max. Switching Voltage	30VDC 277VAC	Max.Switching Current:10A
Contact Resistance or Voltage drop	<100mΩ	Item 4.12 of IEC 61810-7
Operational life	Electrical	10 ⁵ Item 4.30 of IEC 61810-7
	Mechanical	10 ⁷ Item 4.31 of IEC 61810-7

Coil Parameter

Dash numbers	Coil voltage VDC		Coil resistance Ω ±10%	Pick up voltage VDC (max) (75% of rated voltage)	Release voltage VDC (min) (5% of rated voltage)	Coil power consumption W	Operate Time ms	Release Time ms
	Rated	Max						
003-200	3	3.9	45	2.25	0.15	0.20	<8	<5
005-200	5	6.5	125	3.75	0.25			
006-200	6	7.8	180	4.50	0.30			
009-200	9	11.7	405	6.75	0.45			
012-200	12	15.6	720	9.00	0.60			
018-200	18	23.4	1620	13.5	0.90			
024-200	24	31.2	2880	18.0	1.20	0.45	<8	<5
003-450	3	3.9	20	2.25	0.15			
005-450	5	6.5	56	3.75	0.25			
006-450	6	7.8	80	4.50	0.30			
009-450	9	11.7	180	6.75	0.45			
012-450	12	15.6	320	9.00	0.60			
018-450	18	23.4	720	13.5	0.90	1.20		
024-450	24	31.2	1280	18.0				

CAUTION: 1.The use of any coil voltage less than the rated coil voltage will compromise the operation of the relay.
 2.Pickup and release voltage are for test purposes only and are not to be used as design criteria.

Operation condition

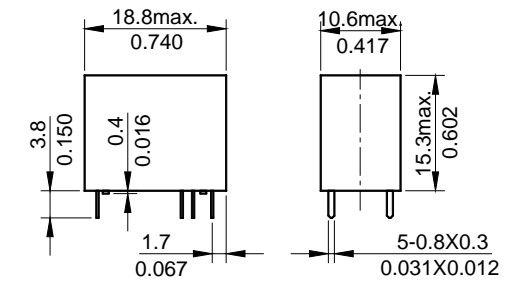
Insulation Resistance	100M.Ω min (at 500VDC)	Item 7 of IEC 60255-5
Dielectric Strength		
Between contacts	50Hz 1000V	Item 6 of IEC 60255-5
Between contact and coil	50Hz 2500V	Item 6 of IEC 60255-5
Shock resistance	100m/s ² 11ms	IEC 68-2-27 Test Ea
Vibration resistance	10~55Hz double amplitude 1.5mm	IEC 68-2-6 Test Fc
Terminals strength	10N	IEC 68-2-21 Test Ua1
Solderability	230℃ ±2℃ 3 ± 0.5s	IEC 68-2-20 Test Ta method 1
Ambient Temperature	-40~70℃	
Relative Humidity	95% (at 35℃)	IEC 68-2-3 Test Ca
Mass	6g	

Safety approvals

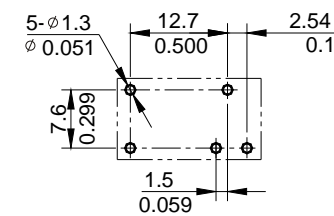
Safety approval	UL & CUR	TÜV	CQC
Load	6A/120VAC;10A/125VAC 5A/240VAC,250VAC 4.2A/277VAC TV-5 1/4HP/277VAC 250VAC 240VAC 120VAC	5A/250VAC,28VDC	5A/250VAC

Dimensions

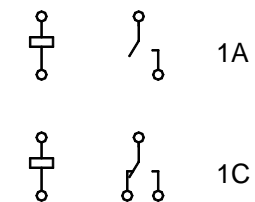
mm /inch



Dimensions



Mounting (Bottom view)



Wiring diagram (Bottom view)

NOTES 1).Dimensions are in millimeters.
 2).Inch equivalents are given for general information only.